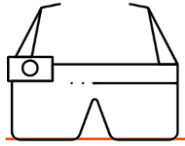


Korea International Construction & Industrial Safety Expo 2020

Virtual Docent Tour
Participation Guide for Online visitors



Remote Technical Tours using Immersive Smart Glasses

the most convenient and safe way to meet Korea's leading safety technologies



Beyond Assistant,
Professional Support

VIRNECT Remote



- Live broadcasts a docent visiting exhibition booths and demonstrating products
- The docent wears Immersive Smart Glasses with built-in camera and microphone and delivers first-person view of remote technical tours
- Speech script into over 5 languages are provided in realtime : English(default), French, Spanish, Japanese, Chinese

■ Timeline

Date	Time (Korean Standard Time)
October 28 (Wed), 2020	15:00 – 15:50
October 29 (Thur), 2020	13:00 – 13:50
	15:00 – 15:50
October 30 (Fri), 2020	13:00 – 13:50

- 5~6 exhibitors from different product categories will be introduced for each session.
- Showcasing exhibitors in each session are made up differently, so we recommend you to participate in all the sessions.
- Entering / leaving / re-entering during the session are allowed.

1

Application : RSVP



Fill out the attached RSVP form and send it to kconsafetyexpo@kintex.com by Oct 23.

You will receive service URL and log-in account via email.

2 Participation Guide

2 Log-in : Go to the service page thru the link in the invitation mail and log-in with assigned account.

VIRNECT Login Center

1 Choose Language

- English
- Korean

2

Email
Enter your email address
ID

Password
our password
PW

Remember email Remember me

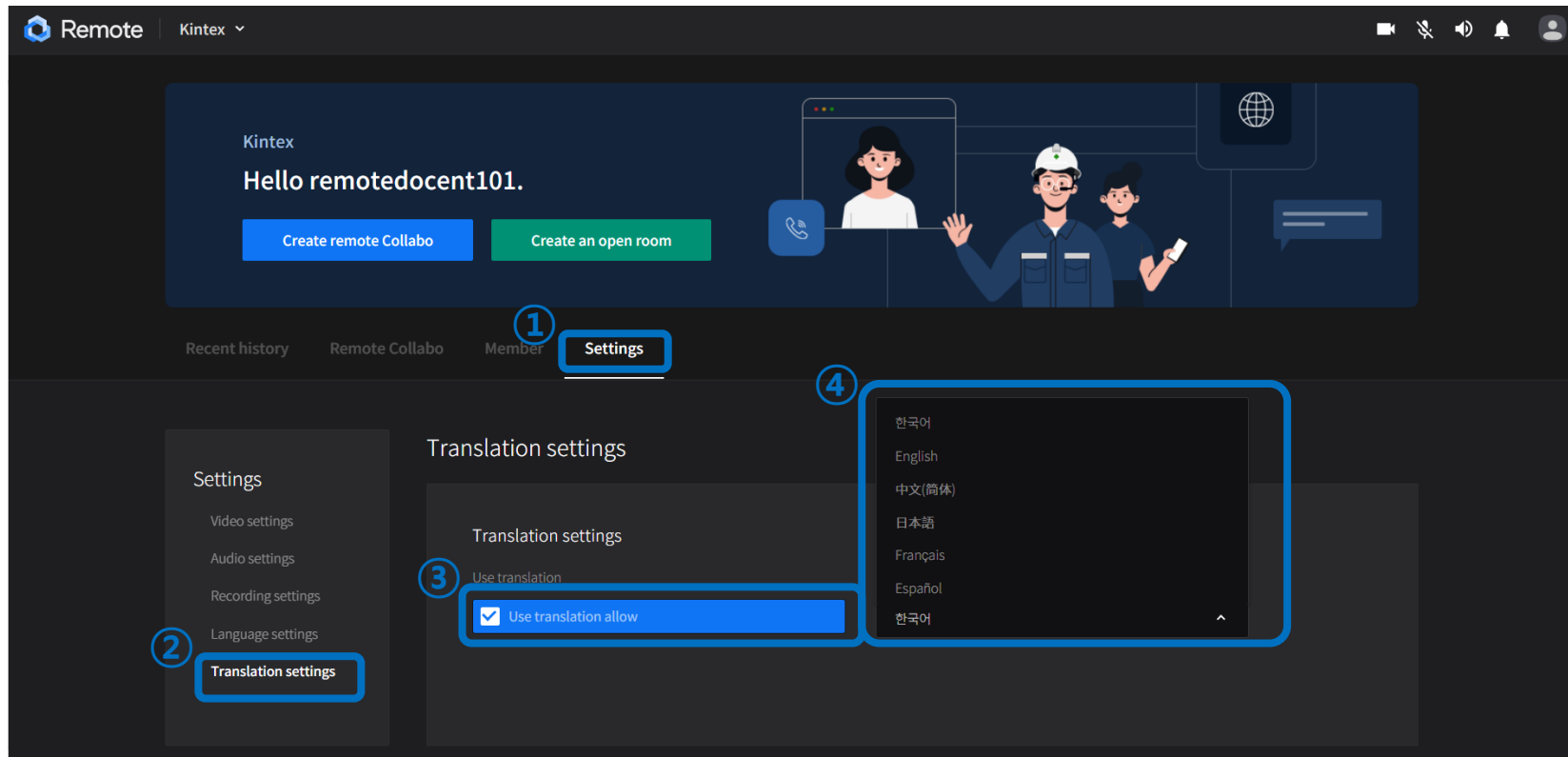
Login

[Find email](#) | [Reset password](#) | [Sign up](#)

[Terms of Service](#) | [Privacy policy](#)
©VIRNECT CO., LTD. All rights reserved.

2 Participation Guide

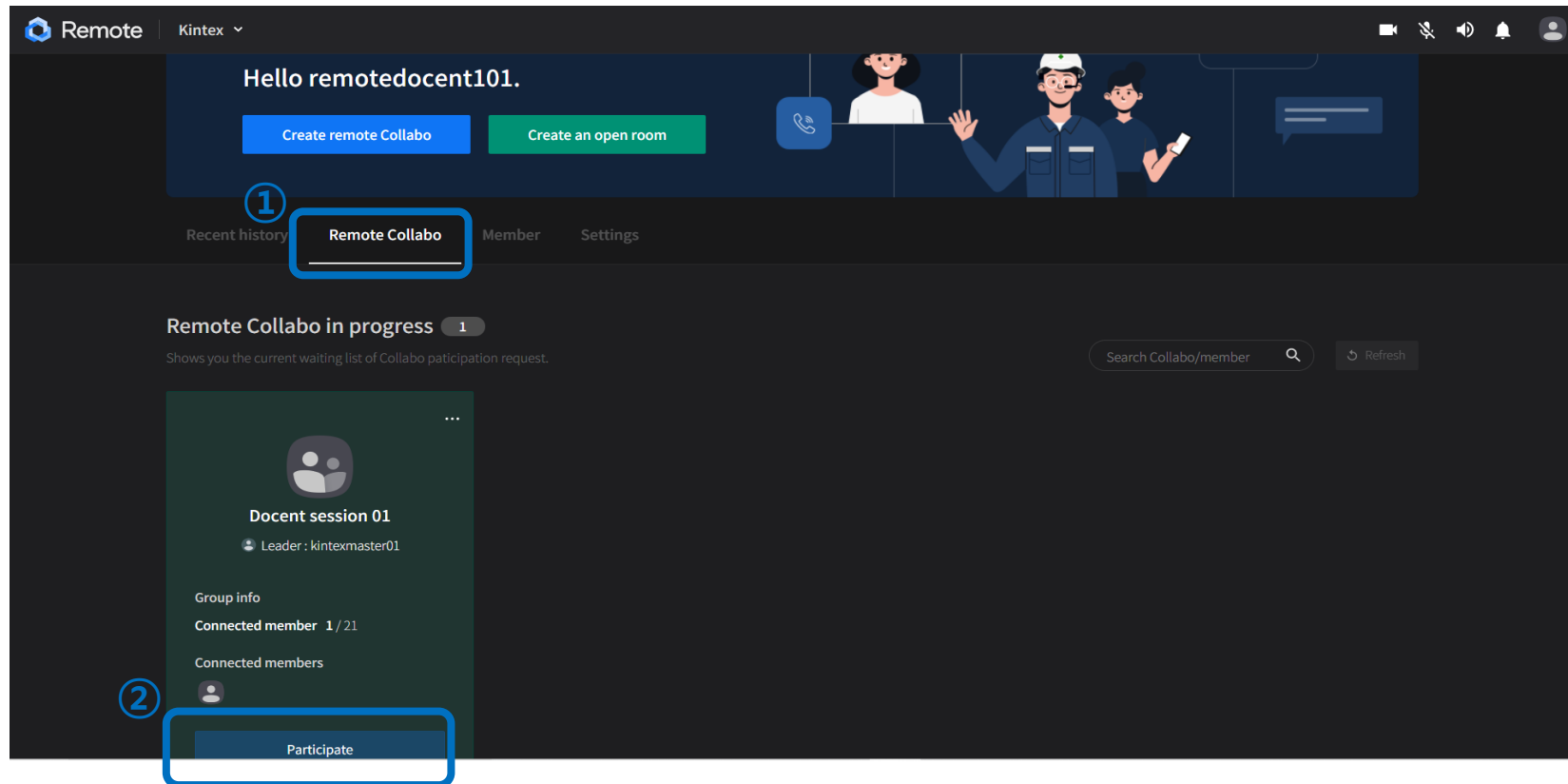
3 Choose Subtitle Language : Go to the "Setting" tap



Setting → Translation settings → Check the blank to use translation
→ Language selection(6 languages selectable) .

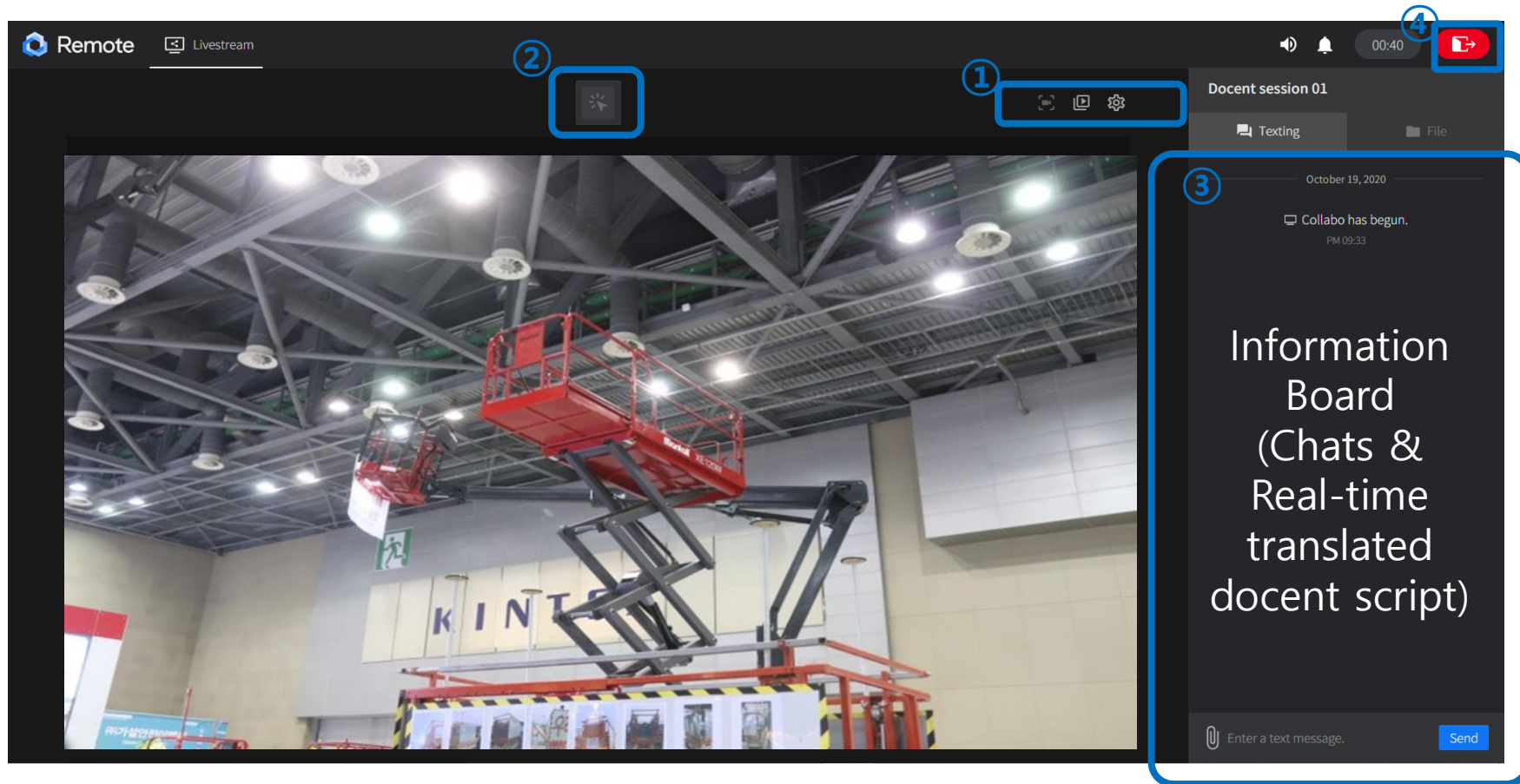
2 Participation Guide



4 Participation : Go to the "Remote Collabo" TAP and join the session



Remot Collabo → Participate

3 Interface Guide



- ① Start Recording :  , Download the recorded file : 
- ② Color Pointer : Activate the function and click on LIVE display, then the Docent can see where you are pointing
- ③ Chat and information board : you could see the chatting message and translated docent script
- ④ Exit

건설안전 솔루션을 한자리에

2020 한국건설안전박람회

Korea International
Construction & Industrial Safety Expo 2020



한국건설안전박람회 전시 사무국 **KINTEX** 전시 2팀 TEL.031-995-8248 / 8208 | kconsafetyexpo@kintex.com